

INDEPENDENT AUDITOR'S REPORT

TO THE MEMBERS OF BILT PAPER B.V.

Report on the Ind AS Financial Statements

We have audited the accompanying Ind AS financial statements of **M/s Bilt Paper B.V.** ("the Company"), which comprise the balance sheet as at 31st March 2017, the statement of profit and loss (including other comprehensive income), the statement of cash flows and the statement of changes in equity for the year then ended and a summary of the significant accounting policies and other explanatory information (herein after referred to as "Ind AS financial statements").

Management's Responsibility for the Ind AS Financial Statements

The Company's Board of Directors is responsible for the matters stated in Section 134(5) of the Companies Act, 2013 ("the Act") with respect to the preparation of these standalone Ind AS financial statements that give a true and fair view of the financial position, financial performance including other comprehensive income, cash flows and changes in equity of the Company in accordance with the accounting principles generally accepted in India, including the Indian Accounting Standards (Ind AS) prescribed under Section 133 of the Act read with relevant rules issued thereunder.

This responsibility also includes maintenance of adequate accounting records in accordance with the provisions of the Act for safeguarding the assets of the Company and for preventing and detecting frauds and other irregularities; selection and application of appropriate accounting policies; making judgments and estimates that are reasonable and prudent; and design, implementation and maintenance of adequate internal financial controls, that were operating effectively for ensuring the accuracy and completeness of the accounting records, relevant to the preparation and presentation of the Ind AS financial statements that give a true and fair view and are free from material misstatement, whether due to fraud or error.

Auditor's Responsibility

Our responsibility is to express an opinion on these Ind AS financial statements based on our audit.

We have taken into account the provisions of the Act, the accounting and auditing standards and matters which are required to be included in the audit report under the provisions of the Act and the Rules made thereunder.

We conducted our audit in accordance with the Standards on Auditing specified under Section 143(10) of the Act. Those Standards require that we comply with ethical requirements and plan and perform the audit to obtain reasonable assurance about whether the Ind AS financial statements are free from material misstatement.

An audit involves performing procedures to obtain audit evidence about the amounts and the disclosures in the Ind AS financial statements. The procedures selected depend on the auditor's judgment, including the assessment of the risks of material misstatement of the Ind AS financial statements, whether due to fraud or error. In making those risk assessments, the auditor considers internal financial control relevant to the Company's preparation of the Ind AS financial statements that give a true and fair view in order to design audit procedures that are appropriate in the circumstances. An audit also includes evaluating the appropriateness of the accounting policies used and the reasonableness of the accounting estimates made by the Company's Directors, as well as evaluating the overall presentation of the Ind AS financial statements.

We believe that the audit evidence we have obtained is sufficient and appropriate to provide a basis for our audit opinion on the Ind AS financial statements.



OFFICES AT :

- 243, "SHRIKA RESIDENCY" CANAL ROAD, DHARAMPETH, NAGPUR- 440010.
- BLOCK-E, NEW R D A BUILDING, BOMBAY MARKET, G.E. ROAD, RAIPUR- 492001
- A- 425, SARITA VIHAR, NEW DELHI-110076.
- 331, KALIANDAS UDYOG BHAWAN, CENTURY BAZAR LANE, PRABHADEVI, MUMBAI- 400025.
- PRABHATARAPTS, 3rd FLOOR, WR, PARANJAPE LANE, NEAR HOTEL VAISHALI, SHIVAJINAGAR PUNE- 411004
- COSMOS REGENCY, JUPITER II, 102 WAGHBILL NAKA GHODBUNDER ROAD, THANE-(W)- 400607

Opinion

In our opinion and to the best of our information and according to the explanations given to us, the aforesaid Ind AS financial statements give the information required by the Act in the manner so required and give a true and fair view in conformity with the accounting principles generally accepted in India including the Ind AS, of the financial position of the Company as at 31 March, 2017, and its financial performance including other comprehensive loss, its cash flows and the changes in equity for the year ended on that date.

Report on Other Legal and Regulatory Requirements

1. As required by the Companies (Auditor's Report) Order, 2016 ("the Order") issued by the Central Government of India in terms of section 143(11) of the Act is not applicable to the company for the year under review.
2. As required by Section 143(3) of the Act, we report that:
 - a) We have sought and obtained all the information and explanations which to the best of our knowledge and belief were necessary for the purposes of our audit.
 - b) In our opinion proper books of account as required by law have been kept by the Company so far as it appears from our examination of those books;
 - c) The balance sheet, the statement of profit and loss (including other comprehensive income) , the statement of cash flows and the statement of changes in equity dealt with by this Report are in agreement with the books of account;
 - d) In our opinion, the aforesaid Ind AS financial statements comply with the Accounting Standards specified under Section 133 of the Act read with relevant rule issued thereunder;
 - e) With respect to the other matters to be included in the Auditor's Report in accordance with Rule 11 of the Companies (Audit and Auditors) Rules, 2014, in our opinion and to the best of our information and according to the explanations given to us:
 - i. The Company does not have any pending litigations which would impact its financial position;
 - ii. The Company did not have any long-term contracts including derivative contracts for which there were any material foreseeable losses;
 - iii. There were no amounts which were required to be transferred to the Investor Education and Protection Fund by the Company; and
 - iv. The disclosure of holdings as well as dealings in Specified Bank Notes during the period from 8th November, 2016 to 30th December, 2016 is not applicable to the Company (Refer Note 23).


ASHWIN MANKESHWAR
Partner
Membership No. 046219
For and on behalf of
K. K. Mankeshwar & Co.,
Chartered Accountants
FRN: 106009W



Gurgaon, dated the
22nd May, 2017


Particulars	Note No.	Amount in Rs		
		As at 31-Mar-17	As at 31-Mar-16	As at 1-Apr-15
ASSETS				
(1) Non-current Assets				
(a) Financial assets				
(i) Investments	4	33,824,031,876	34,541,030,470	32,676,238,769
(ii) Loans	5	10,510,636,140	10,733,439,600	10,153,965,600
(2) Current assets				
(a) Financial assets				
(i) Cash and cash equivalents	6	1,127,769	2,333	947
(ii) Other financial assets	7	1,066,707,899	349,280,682	1,182,145,390
(b) Other current assets	8	-	1,100,152	847,477
Total Assets		45,402,503,684	45,624,853,237	44,013,198,183
EQUITY AND LIABILITIES				
Equity				
(1) Equity share capital	9	541,842,802	541,842,802	541,842,802
(2) Other equity		43,241,764,725	44,388,332,047	42,477,232,245
Liabilities				
(3) Current liabilities				
(a) Financial liabilities				
(a) Other financial liabilities	10	1,618,896,157	694,678,388	994,123,136
Total Equity and Liabilities		45,402,503,684	45,624,853,237	44,013,198,183

Significant accounting policies & Notes to Ind AS financial statements

2 to 25

As per our report attached

For and on behalf of the Board of Directors


ASHWIN MANKESHWAR
 Partner
 Membership No. 046219
 For and on behalf of
K.K. MANKESHWAR & CO.
 Chartered Accountants
 FRN: 106009W



Director

Director

Gurgaon, dated the

22nd May, 2017

Bilt Paper B.V.
STATEMENT OF PROFIT AND LOSS FOR THE YEAR ENDED MARCH 31, 2017

Particulars	Note No.	Amount in Rs	
		Year ended 31-Mar-17	Year ended 31-Mar-16
I Revenue from operations	11	1,085,735,667	1,050,569,190
II Other income	12	11,753,120	-
III Total Income (I+II)		1,097,488,787	1,050,569,190
IV Expenses			
Other expenses	13	18,925,508	30,902,715
Total expenses (IV)		18,925,508	30,902,715
V Profit/ (loss) before exceptional items and tax (III- IV)		1,078,563,279	1,019,666,475
VI Exceptional items		-	-
VII Profit/ (loss) before tax (V-VI)		1,078,563,279	1,019,666,475
VIII Tax expense:			
(1) Current tax		-	-
(2) Deferred tax		-	-
Total Tax Expense (VIII)		-	-
IX Profit/ (loss) for the year (VII-VIII)		1,078,563,279	1,019,666,475
X Other Comprehensive Income			
Items that will not be reclassified to profit or loss			
(i) Foreign currency translation reserve		(650,103,978)	1,733,480,417
(ii) Income tax effect on above		-	-
Total Other Comprehensive Income/(Loss)		(650,103,978)	1,733,480,417
XI Total Comprehensive Income/(Loss) for the year (IX+X) (Comprising profit and other comprehensive income/(loss) for the year)		428,459,301	2,753,146,892
XII Earnings per equity share			
(1) Basic (in Rs.)	14	1.54	1.46
(2) Diluted (in Rs.)	14	1.54	1.46

Significant accounting policies & Notes to Ind AS financial statements

2 to 25

As per our report attached

ASHWIN MANKESHWAR

Partner

Membership No. 046219

For and on behalf of

K.K. MANKESHWAR & CO.

Chartered Accountants

FRN: 106009W



Gurgaon, dated the

22nd May, 2017

For and on behalf of the Board of Directors

Director

Director

BILT PAPER B.V
CASH FLOW STATEMENT FOR THE YEAR ENDED MARCH 31, 2017

Particulars	For the Year Ended March 31, 2017 Rs.	For the Year Ended March 31, 2016 Rs.
A. CASH FLOW FROM OPERATING ACTIVITIES		
Net Profit / (Loss) Before Tax	1,078,563,279	1,019,666,475
Operating Profit / (Loss) Before Working Capital Changes	1,078,563,279	1,019,666,475
Adjustment for Working Capital Changes		
(Increase)/Decrease in current assets	1,048,235	23,233,416
Increase/(Decrease) in current liabilities and provision	(328,409,739)	(344,286,170)
Increase/(Decrease) in other current Asset	(749,981,802)	866,703,206
Cash From/(used in) Operating Activities	1,219,973	1,565,316,927
B. CASH FLOW FROM INVESTING ACTIVITIES		
Interest received	-	-
Cash From/(used in) Investing Activities	-	-
C. CASH FLOW FROM FINANCING ACTIVITIES		
Dividend Paid	(55,106)	(1,565,315,609)
Cash From/(used in) Financing Activities	(55,106)	(1,565,315,609)
Net Increase / (Decrease) in Cash and Cash Equivalents	1,164,867	1,318
Foreign Currency Translation Reserve	(39,431)	68
Net Increase / (Decrease) in Cash and Cash Equivalents	1,125,436	1,386
Cash and Cash Equivalents at the beginning of the year	2,333	947
Cash and Cash Equivalents As at March 31, 2017	1,127,769	2,333

Significant accounting policies & Notes to Ind AS financial statements

As per our report attached

Ashwin Mankeshwar
ASHWIN MANKESHWAR


Partner

Membership No. 046219

For and on behalf of

K.K. MANKESHWAR & CO.

Chartered Accountants



Gurgaon dated the

22nd May, 2017

2 to 25

For and on behalf of the Board of Directors

[Signature]
Director

[Signature]
Director

BILT PAPER B.V

Statement of changes in equity for the year ended March 31, 2017

A. EQUITY SHARE CAPITAL

For the year ended 31st March 2016

Amount in Rs

Balance as at 1st April 2015	Changes in equity share capital during the year	Balance as at 31st March 2016
541,842,802	-	541,842,802

For the year ended 31st March 2017

Amount in Rs

Balance as at 1st April 2016	Changes in equity share capital during the year	Balance as at 31st March 2017
541,842,802	-	541,842,802

B. OTHER EQUITY

Amount in Rs

Particulars	Perpetual Capital Securities	Reserves and Surplus		Items of Other Comprehensive Income	Total
		Securities Premium Reserve	Retained Earnings	Items that will be reclassified to profit and loss	
				Foreign Currency Translation Reserve	
Balance as at April 1, 2015	12,535,760,000	23,715,685,780	(1,795,521,575)	8,021,308,040	42,477,232,245
Profit for the year	-	-	1,019,666,475	-	1,019,666,475
Difference on exchange rate	715,400,000	-	-	1,733,480,417	2,448,880,417
Distribution for the year	-	-	(1,557,447,090)	-	(1,557,447,090)
Balance as at March 31, 2016	13,251,160,000	23,715,685,780	(2,333,302,190)	9,754,788,457	44,388,332,047
Profit for the year	-	-	1,078,563,279	-	1,078,563,279
Difference on exchange rate	(275,066,000)	-	-	(650,103,978)	(925,169,978)
Distribution for the year	-	-	(1,299,960,623)	-	(1,299,960,623)
Balance as at March 31, 2017	12,976,094,000	23,715,685,780	(2,554,699,534)	9,104,684,479	43,241,764,725

As per our report attached

For and on behalf of the Board of Directors

ASHWIN MANKESHWAR

Partner

Membership No. 046219

For and on behalf of

K.K. MANKESHWAR & CO.

Chartered Accountants

FRN: 106009W



Director

Director

Gurgaon, dated the

22nd May, 2017

1. LEGAL STATUS AND BUSINESS ACTIVITY

Bilt Paper B.V. ("the Company"), was incorporated on 29th April, 2008 in Amsterdam, the Netherlands, as a Private Company with limited liability.

The name of the Company has been changed to Bilt Paper B.V. with effect from July 26, 2016.

The principle activity of the company is that of investment holding.

The financial statements were authorised for issue in accordance with a resolution of the directors on.....

2. BASIS OF PREPARATION OF FINANCIAL STATEMENTS

These financial statements are prepared in the accordance with Indian Accounting Standards (Ind AS) notified under the Companies (Indian Accounting Standards) Rules, 2015 (as amended) and presentation requirements of Division II of Schedule III to the Companies Act, 2013, (Ind AS compliant Schedule III), as applicable to the financial statements.

For all year up to and including the year ended 31 March 2016, the Company prepared its financial statements in accordance with Indian GAAP, including accounting standards notified under the section 133 of the Companies Act 2013, read together with paragraph 7 of the Companies (Accounts) Rules, 2014. These financial statements for the year ended 31 March 2017 are the first the Company has prepared in accordance with Ind-AS.

The Company has consistently applied the accounting policies used in the preparation of its opening Ind AS Balance Sheet at April 1, 2015 throughout all years presented, as if these policies had always been in effect and are covered by Ind AS 101 "First-time adoption of Indian Accounting Standards". The transition was carried out from accounting principles generally accepted in India ("Indian GAAP") which is considered as the previous GAAP, as defined in Ind AS 101. The reconciliation of effects of the transition from Indian GAAP on the equity as at April 1, 2015 and March 31, 2016 and on the net profit and cash flows for the year ended March 31, 2016 is disclosed in financial statements.

The financial statements are presented in Indian National Rupees (INR) which is the company's presentation currency. The USD ("United States Dollar) is the company's functional currency as this is the most faithfully reflects the underlying transactions, events and conditions that the relevant to the Company.

2.1 USE OF ESTIMATES

The preparation of financial statements requires estimates and assumptions to be made that affect the reported amount of assets and liabilities as at the date of the financial statements and the reported amount of revenues and expenses during the reporting year. The difference between the actual results and estimates are recognised in the year in which the results are known/materialise.

All Assets and liabilities have been classified as current or non-current as per the Company's normal operating cycle and other criteria set out in the schedule III to the Companies Act, 2013. Based on the nature of products and the time between the acquisition of assets for processing and their realisation in cash and cash equivalent, the Company has ascertained its operating cycle as 12 months for the purpose of current/non-current classification of assets and liabilities

2.2 SUMMARY OF SINGNIFICANT ACCOUNTING POLICIES

(i) Financial instruments – initial recognition, subsequent measurement and impairment

A financial instrument is any contract that gives rise to a financial asset of one entity and a financial liability or equity instrument of another entity.

(a) Financial Assets

Financial Assets are measured at amortised cost or fair value through Other Comprehensive Income or fair value through Profit or Loss, depending on its business model for managing those financial assets and the assets contractual cash flow characteristics.

Subsequent measurements of financial assets are dependent on initial categorisation. For impairment purposes significant financial assets are tested on an individual basis, other financial assets are assessed collectively that share similar credit risk characteristics.

Offsetting financial instruments

Financial assets and liabilities are offset and the net amount reported in the balance sheet when there is a legally enforceable right to offset the recognised amounts and there is an intention to settle on a net basis or realise the asset and settle the liability simultaneously.


Subsequent recoveries of amounts previously written off are credited to other Income.

(b) Financial liabilities

At initial recognition, all financial liabilities other than fair valued through profit and loss are recognised initially at fair value less transaction costs that are attributable to the issue of financial liability. Transaction costs of financial liability carried at fair value through profit or loss is expensed in profit or loss.

Financial liabilities at fair value through profit or loss

Financial liabilities at fair value through profit or loss include financial liabilities held for trading. The Company has not designated any financial liabilities upon initial measurement recognition at fair value through profit or loss. Financial liabilities at fair value through profit or loss are at each reporting date at fair value with all the changes recognized in the Statement of Profit and Loss.



Financial liabilities measured at amortised cost

After initial recognition, interest bearing loans and borrowings are subsequently measured at amortised cost using the effective interest rate method ('EIR') except for those designated in an effective hedging relationship. The carrying value of borrowings that are designated as hedged items in fair value hedges that would otherwise be carried at amortised cost are adjusted to record changes in fair values attributable to the risks that are hedged in effective hedging relationship.

Amortised cost is calculated by taking into account any discount or premium on acquisition and fee or costs that are an integral part of the EIR. The EIR amortisation is included in finance costs in the Statement of Profit and Loss.

After initial recognition, interest-bearing borrowings are subsequently measured at amortised cost using the effective interest method. Any difference between the proceeds (net of transaction costs) and the redemption amount is recognised in profit or loss over the year of the borrowings using the effective interest method. Fees paid on the establishment of loan facilities are recognised as transaction costs of the loan to the extent that it is probable that some or all of the facility will be drawn down.

Borrowings are classified as current liabilities unless the Company has an unconditional right to defer settlement of the liability for at least twelve months after the reporting year.

Trade and other payables

A payable is classified as 'trade payable' if it is in respect of the amount due on account of goods purchased or services received in the normal course of business. These amounts represent liabilities for goods and services provided to the Company prior to the end of financial year which are unpaid. Trade and other payables are presented as current liabilities unless payment is not due within 12 months after the reporting year. They are recognised initially at their fair value and subsequently measured at amortised cost using the effective interest method.

De-recognition of financial liability

A financial liability is derecognised when the obligation under the liability is discharged or cancelled or expires. The difference between the carrying amount of a financial liability that has been extinguished or transferred to another party and the consideration paid, including any non-cash assets transferred or liabilities assumed, is recognised in profit or loss as other income or finance costs.

(ii) Cash Flow statements

Cash flows are reported using the Indirect Method, where by profit/(loss) before tax is adjusted for the effects of transactions of non-cash nature and any deferrals or accruals of past or future cash receipts or payments. The cash flows from operating, investing and financing activities of the company are segregated based on the available information.

(iii) Cash and Cash Equivalents

Cash and cash equivalents comprise cash and cash on deposit with banks and corporations. The Company considers all highly liquid investments with a remaining maturity at the date of purchase of three months or less and that are readily convertible to known amounts of cash to be cash equivalents.

(iv) Investment in subsidiaries

Subsidiaries are those entities (including special purpose entities) in which the Company has an interest of more than one half of the voting rights or otherwise has power to govern the financial and operating policies. Then existence and effect of potential voting rights that are presently exercisable or presently convertible are considered when assessing whether the company controls another entity.

Investment in subsidiaries is shown at cost. Where the carrying amount of the investment is greater than its estimated recoverable amount it is written down immediately to its recoverable amount and the difference is transferred to the statement of comprehensive income. On disposal of the investment, the difference between the net disposal proceeds and the carrying amounts is charge or credited to profit or loss.

(v) Share capital, share premium and perpetual securities

Ordinary shares are classified as equity. Incremental costs directly attributable to the issue of new shares are shown in equity as a deduction, net of tax, from the proceeds.

Par value of the equity share is recorded as share capital and the amount received in excess of the par value is classified as share premium.

(vi) Revenue recognition


The Company recognises revenue when the amount of revenue can be reliably measured, it is probable that future economic benefits will flow to the entity and when specific criteria have been met for each of the Company's activities as described below.

Dividend income is recognized when the right to receive payment is established.

Interest income is recognized using the effective interest method.

(vii) Provisions

Provisions are recognised when the Company has a present legal or constructive obligation as a result of past events, it is probable that an outflow of resources will be required to settle the obligation, and the amount has been reliably estimated.



(viii) Taxation

Provision for tax consists of current tax and deferred tax. Current tax provision is computed for current income based on the tax liability after considering allowances and exemptions. Deferred tax assets and liabilities are computed on the basis of timing differences at the Balance Sheet date between the carrying amount of assets and liabilities and their respective tax basis. Deferred tax assets are recognized based on Management estimates of available future taxable income and assessing its certainty.

(ix) Earning Per Share

Basic earnings per share are calculated by dividing the net profit or loss for the year attributable to the equity shareholders by the weighted average number of equity shares outstanding during the year. For the purpose of calculating diluted earnings per share, net profit or loss for the year attributable to equity shareholders and the weighted average number of shares outstanding during the year are adjusted for the effects of all dilutive potential equity shares.

(x) Foreign Currency Transactions and Translations

Transactions in foreign currencies are initially recorded by the company's entities at their respective functional currency spot rates at the date the transaction first qualifies for recognition.

Monetary assets and liabilities denominated in foreign currencies are translated at the functional currency spot rates of exchange at the reporting date.

Differences arising on settlement or translation of monetary items are recognised in profit or loss with the exception of monetary items that are designated as part of the hedge of the company's net investment of a foreign operation. These are recognised in OCI until the net investment is disposed of, at which time, the cumulative amount is reclassified to profit or loss. Tax charges and credits attributable to exchange differences on those monetary items are also recorded in OCI.

Non-monetary items that are measured in terms of historical cost in a foreign currency are translated using the exchange rates at the dates of the initial transactions. Non-monetary items measured at fair value in a foreign currency are translated using the exchange rates at the date when the fair value is determined. The gain or loss arising on translation of non-monetary items measured at fair value is treated in line with the recognition of the gain or loss on the change in fair value of the item (i.e., translation differences on items whose fair value gain or loss is recognised in OCI or profit or loss are also recognised in OCI or profit or loss, respectively).

3. CRITICAL ACCOUNTING ESTIMATES AND JUDGEMENTS

The company makes estimates and judgments that affect the reporting amounts of assets and liabilities within the next year. Estimates and judgments are continually evaluated and are based on historical experience and other factor, including expectations of future events that are believed to be reasonable under the circumstance.



BILT PAPER B.V

Notes forming part of Ind AS Financial statements for the year ended as on 31st March 2017

4 Non Current Investments

Particulars	As at March 31, 2017		As at March 31, 2016		As at April 01, 2015	
	No. of Shares	Face Value Amount	No. of Shares	Face Value Amount	No. of Shares	Face Value Amount
Long Term - Non Trade (At Cost) - Unquoted						
A. Equity Shares						
(i) Subsidiary Companies						
(a) Investment in Ballarpur Paper Holdings B.V.	125,192,483	Euro 1 33,824,031,876	125,192,483	Euro 1 34,541,030,470	125,192,483	Euro 1 32,676,238,769
	125,192,483	33,824,031,876	125,192,483	34,541,030,470	125,192,483	32,676,238,769



BILT PAPER B.V

Notes forming part of Ind AS Financial statements for the year ended as on 31st March 2017

5 Non Current financial Loans

Particulars	As at March 31, 2017	As at March 31, 2016	As at April 01, 2015
(Unsecured and considered goods)			
Loans to subsidiaries*	10,510,636,140	10,733,439,600	10,153,965,600
	10,510,636,140	10,733,439,600	10,153,965,600

* Loan of USD 162,000,000 given to Ballarpur Paper Holdings B.V. @ 9.9% p.a.

6 Cash and cash equivalents

Particulars	As at March 31, 2017	As at March 31, 2016	As at April 01, 2015
Balances with Banks :			
- on current accounts	1,127,769	2,333	947
	1,127,769	2,333	947

7 Other financial assets

Particulars	As at March 31, 2017	As at March 31, 2016	As at April 01, 2015
Interest accrued	1,066,514,898	349,136,594	1,159,596,974
Advances to related parties	193,001	144,088	22,548,416
	1,066,707,899	349,280,682	1,182,145,390

8 Other current assets

Particulars	As at March 31, 2017	As at March 31, 2016	As at April 01, 2015
Prepaid expenses	-	204,311	-
Vat receivable	-	895,842	847,477
	-	1,100,153	847,477



BILT PAPER B.V

Notes forming part of Ind AS Financial statements for the year ended as on 31st March 2017

9 Equity share capital

Particulars	As at March 31, 2017	As at March 31, 2016	As at April 01, 2015
Authorised			
700,000,000 Equity Shares of Euro 0.01 each (Previous year 2016: 700,000,000)(Previous year 2015: 700,000,000)	541,842,802	541,842,802	541,842,802
Issued & Subscribed			
7,00,000,000 Equity Shares of Euro 0.01 each (Previous year 2016: 700,000,000)(Previous year 2015: 700,000,000)	541,842,802	541,842,802	541,842,802
	541,842,802	541,842,802	541,842,802

a) Reconciliation of the number of equity shares

Name of shareholders	No. of Shares	As at March 31, 2017	No. of Shares	As at March 31, 2016	No. of Shares	As at April 01, 2015
Balance as at the beginning of the year/period	700,000,000	541,842,802	700,000,000	541,842,802	700,000,000	541,842,802

The company has one class of equity shares having a par value of Euro 0.01 (One Euro Cent) per share. Each shareholder is eligible for one vote per share held. In the event of liquidation of the company, the holder of the equity shares will be entitled to receive remaining assets of the company after distribution of all preferential amounts.

Ballarpur International Holdings B.V.	435,454,413	435,454,413	447,454,413
Avantha International Assets	54,545,587	54,545,587	54,545,587
Lathe Investment Pte Ltd.	110,000,000	110,000,000	98,000,000
International Financial Corporation	100,000,000	100,000,000	100,000,000
Balance as at the end of the year/period	700,000,000	700,000,000	700,000,000

b) Details of shares held by shareholders holding more than 5% of the aggregate shares in the Company:

Name of shareholders	As at March 31, 2017		As at March 31, 2016		As at April 01, 2015	
	No. of Shares	Holding %	No. of Shares	Holding %	No. of Shares	Holding %
Ballarpur International Holdings B.V.	435,454,413	62.21%	435,454,413	62.21%	447,454,413	63.92%
Avantha International Assets	54,545,587	7.79%	54,545,587	7.79%	54,545,587	7.79%
Lathe Investment Pte Ltd.	110,000,000	15.71%	110,000,000	15.71%	98,000,000	14.00%
International Financial Corporation	100,000,000	14.29%	100,000,000	14.29%	100,000,000	14.29%
	700,000,000	100.00%	700,000,000	100.00%	700,000,000	100.00%

10 Other financial liabilities

Particulars	As at March 31, 2017	As at March 31, 2016	As at April 01, 2015
Interest accrued but not due on borrowings	1,431,728,123	179,497,141	169,755,062
Interest Payable (Related Party)	-	-	7,580,470
Advances from related Parties	99,560,383	420,533,905	719,287,277
Bank Overdraft	-	12,884	-
Other payable	87,607,651	94,634,458	97,500,327
	1,618,896,157	694,678,388	994,123,136



BILT PAPER B.V

Notes forming part of Ind AS Financial statements for the year ended as on 31st March 2017

11 Revenue from operations

Particulars	For the year ended March 31, 2017	For the Year ended March 31, 2016
Interest earned	1,085,735,667	1,050,569,190
	1,085,735,667	1,050,569,190

12 Other income


Particulars	For the year ended March 31, 2017	For the Year ended March 31, 2016
Unspent liabilities and excess provisions of earlier years written back	8,121,317	-
Other non operating income (net of expenses directly attributable to such income)	3,631,803	-
	11,753,120	-

13 Other expenses

Particulars	For the year ended March 31, 2017	For the Year ended March 31, 2016
Gain/Loss on foreign currency fluctuations	11,514	(309,491)
Legal and professional charges	11,570,771	19,366,219
Bank charges	179,471	324,611
Directors sitting fee	7,129,516	9,804,624
Office & other expenses	34,236	1,716,751
	18,925,508	30,902,714

14 EARNINGS PER SHARE:

Particulars	For the year ended March 31, 2017	For the Year ended March 31, 2016
Basic and Diluted Profit/(Loss) after Tax (In Rupees)	1,078,563,279	1,019,666,475
Weighted Average number of Ordinary Shares	700,000,000	700,000,000
Earning Per Share		
Basic	1.54	1.46
Diluted	1.54	1.46



15 Transition to IND AS**Basis of preparation**

For all year up to and including the year ended March 31, 2016, the company has prepared its financial statements in accordance with generally accepted accounting principles in India (Indian GAAP). These financial statements for the year ended March 31, 2017 are the company's first annual IND AS financial statements and have been prepared in accordance with IND AS.

Accordingly, the company has prepared financial statements which comply with IND AS applicable for periods beginning on or after April 1, 2015 as described in the accounting policies. In preparing these financial statements, the company's opening Balance Sheet was prepared as at April 1, 2015 the company's date of transition to IND AS. This note explains the principal adjustments made by the Company in restating its Indian GAAP Balance Sheet as at April 1, 2015 and its previously published Indian GAAP financial statements for the quarter ended March 31, 2016 and year ended March 31, 2016.

- I. The following reconciliations and explanatory notes thereto describe the effects of the transition on the Ind AS Opening statement of financial position as at April 1, 2015. All explanations should be read in conjunction with the accounting policies of the company as disclosed in the Notes to the Accounts.

Particulars	Note No.	1-Apr-15	31-Mar-16
Other Equity as per Previous GAAP		43,265,801,565	45,414,402,920
Amortisation of cost incurred on subordinated perpetual capital securities	III(a)	(700,765,877)	(918,405,199)
Foreign exchange difference due to Ind AS adjustment	III(b)	(87,803,443)	(107,665,674)
Other Equity as per Ind AS		42,477,232,245	44,388,332,047

- II. The following reconciliations and explanatory notes thereto describe the effects of the transition on the Ind AS on Statement of Profit and Loss for the year ended March 31, 2016. All explanations should be read in conjunction with the accounting policies of the company as disclosed in the Notes to the Accounts.

Particulars	2015-16
Profit / (Loss) as per Previous GAAP	1,019,666,475
Adjustments	-
Impact of effective interest rate on borrowings	-
Profit / (Loss) as per Ind AS	1,019,666,475

III. Notes to the Reconciliation

- a. Under Previous GAAP, Cost incurred in raising funds are amortised over the year for which Funds have been obtained, using timing proportionate basis. However, as per Ind AS, the transaction cost are amortised using effective interest rate, so we expenses off all the cost incurred on issue of perpetual capital security at time of adoption of Ind AS.
- b. At the time of adoption of IND AS due to different currency of Accounting and reporting there is some translation difference arise due to IND AS adjustments.



16 FINANCIAL RISK MANAGEMENT**Financial risk factors**

The company's activities expose it to a variety of financial risks; market risk (including currency risks, interest rate risks and price risk), credit risk and liquidity risk. This note presents information about the company's exposure to each of the said risks, the company's objectives, policies and processes for measuring risks and the company's management of capital. Further quantitative disclosures are included throughout these financial statements.

The board of director has overall responsibility for the establishment and oversight of the company's risk management framework. The company's risk management policies are established to identify and analyse the risks faced by the company to set appropriate measures and controls and to monitor risks and adherence to limits. Risks management policies and systems are reviewed regularly to reflect changes in market conditions and in the company's activities.

The company's exposure to the various types of risks associated to its activity and financial instruments is detailed below:

(a) Market risks

Market risks is the risks that changes in market prices, such as foreign exchange rates and interest rates will affect the company's income or the value of its holdings of financial instruments. The objective of market risk management is to manage and control market risk exposures within acceptable parameters, while optimising the return.

(i) Currency risk

Foreign exchange risk is the risk that the value of a financial instrument will fluctuate due to change in foreign exchange rates. The company invests in securities denominated in Euro. All investments in subsidiaries are accounted at cost and consequently, the company is not exposed to any foreign currency risk.

(ii) Interest rate risk

Interest rate risk is the risk that the fair value or future cash flows of a financial instrument will fluctuate because of change in market interest rates. The company receives advance funds fixed at time of disbursements and as such the company is not exposed to any interest rate risk.

(iii) Price risk

Equity price risk is the risk of unfavorable change in fair values of equities as the result of change in the value of individual share. The Company has no exposure to price risks at year end.

(b) Credit risk


Credit risk represents the potential loss that the company would incur if counter parties fail to perform pursuant to the terms of their obligations to the company. The company limits its credit risks by carrying out transaction through companies within the group. The maximum exposure to credit risk is represented by the carrying amounts of loans receivables from related parties, interest receivable and cash and cash equivalents in the statement of financial positions.

(c) Liquidity risk

This refers to availability of funds for the Company to meet its financial obligations as they fall due.

The maturity profile of the Company's non-derivative financial assets and liabilities at the reporting date based on contractual undiscounted repayment obligations are as follows:-

	On demand or within one year	One year to five years	Over five years	Total
Non-derivative financial assets:				
Loans to subsidiaries	-	10,510,636,140	-	10,510,636,140
Cash and cash equivalents	1,127,769	-	-	1,127,769
Advances to subsidiaries	-	193,001	-	193,001
Interest receivable	-	1,066,514,898	-	1,066,514,898
Total undiscounted non-derivative financial assets	1,127,769	11,577,344,039	-	11,578,471,808
Non-derivative financial liabilities:				
Interest Payable	1,431,728,123	-	-	1,431,728,123
Advance from related party	99,560,383	-	-	99,560,383
Other current liabilities	87,607,651	-	-	87,607,651
Total undiscounted non-derivative financial liabilities	1,618,896,157	-	-	1,618,896,157



Bilt Paper B.V.

Notes forming part of Ind AS Financial statements for the year ended as on 31st March 2017

17 INCOME TAX EXPENSE

In the view of carry forward losses, provision for tax has not been recognised. Further the deferred tax asset arising out of timing difference has not been recognised as there is no reasonable certainty of sufficient taxable income being available against which such deferred tax asset can be realised

18 CONTINGENT LIABILITIES

There are no commitments or contingent liabilities which have not been provided for in the balance sheet.

19 SEGMENT REPORTING

There are no separate reportable segments (business and/or geographical) in accordance with the requirements of Indian Accounting Standard -108 (Segment Reporting).

20 RELATED PARTY DISCLOSURE**1) Related party name and relationship**

S. No.	Name of Entity	Principal place of operation / Country of Incorporation	Principal Activities	Relation
(i)	BILT Paper B. V.	Netherland	Investing	Holding Company
(ii)	Bilt Graphic Paper Products Limited	India	Manufacturing	Subsidiary
(iii)	Sabah Forest Industries SDN BHD	Malaysia	Manufacturing	Subsidiary
(iv)	Ballarpur Industries Ltd.	India	Manufacturing	Ultimate Holding
(v)	Ballarpur International Holdings B.V.	Netherland	Investing	Subsidiary of Ultimate Holding
(vi)	Bilt General Trading FZE	UAE	Trading	Subsidiary of Associates
(vii)	Avantha International Asset B.V.	Netherland	Investing	Other Related Parties
(viii)	Avantha International Holdings B.V.	Netherland	Investing	Other Related Parties
(ix)	Ballarpur Paper Holdings B.V.	Netherlands	Investing	Other Related Parties

2) Related party transactions and balances

		31.03.2017	31.03.2016
(a)	Interest income		
	-Ballarpur Paper Holdings B.V.	1,085,735,667	1,050,569,190
(b)	Loan to subsidiary		
	-Ballarpur Paper Holdings B.V.	10,510,636,140	10,733,439,600
(c)	Advances Recievable		
	- Ballarpur Speciality Paper Holdings B.V.	193,001	144,088
(d)	Interest receivable		
	-Ballarpur Paper Holdings B.V.	1,066,514,898	349,136,594
(e)	Advances payable		
	-Ballarpur International Holdings B.V.	59,967,078	62,229,623
	-Ballarpur Paper Holdings B.V.	39,593,305	358,304,282
		<u>99,560,383</u>	<u>420,533,905</u>

21 EMPLOYEE BENEFITS

The company has no employees and hence incurred no wages, related social security or pension charges during the period under review.

22 Micro, Small and Medium Enterprises

There are no transactions to Micro, Small and Medium Enterprises under Micro Small and Medium Enterprises Development Act, 2006 (MSMED Act), based on the available information given by the Company.


23 The disclosure of holdings as well as dealings in Specified Bank Notes during the period from 8th November, 2016 to 30th December, 2016 is not applicable to the Company, since the company has no operation in India and is not holding any specified bank notes or other denomination note as defined in the MCA notification G.S.R. 308(E) dated March 31, 2017.

24 Other disclosure requirements of Schedule III to the Companies Act, 2013 are not applicable to the Company.



25 Previous year figures have been regrouped / reclassified wherever necessary to correspond with the current year's classification / disclosure.

As per our report attached



ASHWIN MANKESHWAR

Partner

Membership No. 046219

For and on behalf of

K.K. MANKESHWAR & CO.,

Chartered Accountants

FRN: 106009W



For and on Behalf of the Board of Directors

Director



Director



Gurgaon, dated the

22nd May, 2017